



RETRIEVE  
DISCOVERY

BRAND STYLE GUIDE

# RETRIEVE DISCOVERY

*mission statement*

---

*Lorem ipsum dolor sit amet, consectetur adipiscing elit, sed do eiusmod tempor incididunt ut labore et dolore magna aliqua.*

# RETRIEVE DISCOVERY

*introduction & about us*

---

## HOW IT WORKS

**Consultation:** Retrieve will work with you to understand the facts of the case and provide instructions to provide the most relevant information.

**Processing:** Retrieve will take the data provided and upload it to our eDiscovery platform where it will be processed for review.

**Early Case Assessment:** We will sort through the data to extract all irrelevant information so our reviewers will just be reviewing the most relevant documents.

**Review:** Our team of reviewers will work to efficiently and effectively review all the documentation to provide you with the key documents of the case.

## ABOUT US

Lorem ipsum dolor sit amet, consectetur adipiscing elit, sed do eiusmod tempor incididunt ut labore et dolore magna aliqua. Ut enim ad minim veniam, quis nostrud exercitation ullamco laboris nisi ut aliquip ex ea commodo consequat.

Duis aute irure dolor in reprehenderit in voluptate velit esse cillum dolore eu fugiat nulla pariatur. Excepteur sint occaecat cupidatat non proident, sunt in culpa qui officia deserunt mollit anim id est laborum.

# LOGOS

*primary + secondary logos*



PRIMARY LOGO



SECONDARY LOGO

*\*Use primary logo when space permits throughout all branded material.  
Use the secondary logo sparingly, in order to maintain a strong + consistent brand recognition.*

# LOGOS

*logo variations*

---




*\*Use only brand colors and design assets with the logo. The logo should not be converted to alternate colors than what is provided. Maintain strong contrast with the logo background color to ensure best readability.*


# COLOR PALETTE

*primary + secondary swatches*


---



**DEEP SEA BLUE**  
#133960  
CMYK: 100, 82, 36, 27  
RGB: 19, 57, 96




**DARK GRAY**  
#5C5C5C  
CMYK: 62, 54, 53, 27  
RGB: 92, 92, 92



**COOL GRAY**  
#EEF0F2  
CMYK: 5, 3, 3, 0  
RGB: 238, 240, 242


PRIMARY PALETTE



**PEWTER**  
Metallic Gradient  
or Foil



**BLUE-GRAY**  
#92A5B4  
CMYK: 45, 28, 21, 0  
RGB: 146, 165, 180



**BLACK**  
#231F20  
CMYK: 0, 0, 0, 100  
RGB: 35, 31, 32

SECONDARY PALETTE

## COLOR APPLICATION

**PRINT:** For printing, it is best to use the CMYK colors.

**WEB:** For web use, it is recommended to use the RGB or HEX color values. It is important to note that each color might appear differently on various computers/devices, due to inconsistent monitor color calibration.

# TYPOGRAPHY USAGE

*brand typefaces*

---

PRIMARY

## Freight Display Pro

---

A B C D E F G H I J K L M N O P Q R S T U V  
W X Y Z  
0 1 2 3 4 5 6 7 8 9

SECONDARY

## Montserrat

---

A B C D E F G H I J K L M N O P Q R S T U V  
W X Y Z  
0 1 2 3 4 5 6 7 8 9

BODY COPY

## Open Sans

---

Lorem ipsum dolor sit amet, consectetur adipiscing elit, sed diam nonummy nibh euismod tincidunt ut laoreet dolore magna aliquam erat volutpat. Ut wisi enim ad minim veniam, quis nostrud exerci tation ullamcorper suscipit lobortis nisl ut aliquip ex ea commodo consequat.

*\*Each font also includes each font family (Thin, Medium, Italic, Bold, etc.), these are just the primary styles used.*

# PATTERNS

*illustrated pattern designs to be used in branded collateral*

---

Below are a small array of pattern options to be used in web designs, collateral pieces and other locations which might need to have some sort of themed background. These patterns will be used sparingly and only when necessary.

